


XS SCUBA Hookah Second Stage - Instructions for Use


Introduction


Thank you for purchasing your Hookah second stage from XS Scuba. You can dive with confidence knowing each XS Scuba Hookah second stage is built to the highest standards. Each unit is 100% tested prior to final packaging so you know it is going to work when it is called upon. With proper care and maintenance, your Hookah second stage will continue to deliver its factory-new performance for many, many years to come.

Warnings, Cautions and Notes


It is important to pay special attention to the information provided in warnings, cautions and notes, which are accompanied by the following symbols:


 A **WARNING** indicates any situation that, if not avoided, could result in serious injury or death.


 A **CAUTION** indicates any situation or technique that could cause damage to the product, and could subsequently result in injury to the user.

 A **NOTE** is used to emphasize important points, tips, and reminders.


General Precautions and Warnings

 **WARNING:** Before using this Hookah second stage, you must have successfully received training and certification in the technique of SCUBA diving from a recognized training agency (or any Military or government operated diving school). Use of SCUBA equipment by uncertified or untrained persons is dangerous and can result in serious injury or death.

 **WARNING:** Keep your Hookah second stage in good working condition by having it serviced annually at an authorized XS Scuba Dealer. Commercial use may require servicing more frequently than once a year. Service, disassembly or adjustment must not be attempted by persons who are not properly trained to work on this Hookah second stage.

 **WARNING:** This Hookah second stage is designed for use in water that is 50°F / 10°C and above. Use of this Hookah second stage in water temperatures below 50°F / 10°C could result in the Hookah second stage freezing and not performing as designed.

Enriched Air Nitrox Use

 **WARNING:** Obtain an enriched air nitrox diving certification. In order to fully understand the risks involved with diving elevated percentages of oxygen (above 21%).

Your Hookah second stage is safe to use with elevated percentages of oxygen known as enriched air nitrox. This is because a second stage second stage operates at a medium to low pressure that is below 145 psi / 10 bar range.

Know Your Model


XS Scuba offers three different Hookah second stage models. They are identified by the decal on the purge button.

RG303 - uses an intermediate pressure of
50–80 psi / 3.5–5.5 bar
Often used with compact specialty compressors

RG305 – uses an intermediate pressure of
80–110 psi / 5.5–7.5 bar
Often used with larger, commercial grade,
specialty compressors


RG310 – uses an intermediate pressure of
110–140 psi / 7.5–9.5 bar
Typically used with scuba cylinders left on the
surface with a long hose between the first
and second stages

Preparation and Set Up

 **CAUTION:** XS Scuba recommends that you have your XS Scuba Dealer install your Hookah second stage to prevent over-torquing the hose fittings and to optimize placement of accessory hoses.

Your Hookah second stage needs to be installed into one of the medium pressure (sometimes referred to as low pressure) ports on your regulator's first stage or your compressor. Which port you select is based upon your personal preference and is probably influenced by how you were trained.

Start by removing the appropriate port plug from your regulator's first stage or your compressor. Inspect the o-ring on the male end of the Hookah second stage hose (not included). Make sure that it is free of damage, hair, lint or other contaminants. It should be round and supple. Thread the hose into the port until hand tight. Use a torque wrench with a 5/8" crow's foot to torque the hose to 40 in.lbs / 4.5Nm. Do not over-tighten. It is the o-ring that makes the air-tight seal, not the amount of torque.


 **CAUTION:** Do not over-tighten the hose into the first stage. Doing so may damage your regulator.

Predive / Dive Switch

On top of your Hookah second stage you will find a Predive / Dive venturi switch. The switch controls the direction of flow of air through the Hookah second stage. It is very useful for decreasing the sensitivity of the Hookah second stage when it is out of your mouth.

As a general rule, whenever the Hookah second stage is out of your mouth, set the switch on "Predive". This will prevent unwanted freeflow. When you place the Hookah second stage into your mouth, toggle the switch to the "Dive" setting.

NOTE: Your Hookah second stage will work safely regardless of which position the Prediver / Dive switch is set.



Place the Prediver / Dive switch on the Prediver setting. Slowly pressurize your supply hose. Depress the purge button for a couple quick bursts to clear the Hookah second stage of any dust or debris. The purge should be loud and strong. Place the Hookah second stage in your mouth and take slow, deep breaths while exhaling back into it. The air should come easily and smoothly with no resistance on exhalation. If your Hookah second stage breathes hard or if it is leaking air, it may be due to unusually high or low pressure coming down the hose. If this occurs, take your complete system to your local XS Scuba Dealer so that they may take a pressure reading and make sure that it is compatible with the spring installed in your Hookah second stage.

WARNING: Never dive with your Hookah second stage if it is difficult to breathe or if it is leaking air

WARNING: This Hookah second stage is designed for use in water that is 50°F / 10°C and above. Use of this Hookah second stage in water temperatures below 50°F / 10°C could result in the octopus freezing and not performing as designed.

Care and Maintenance

As soon as possible after the dive, it is important to soak and rinse your Hookah second stage in fresh water. Warm water (<120°F / 49°C) is best.

If rinsing with a garden hose, do not use a high pressure nozzle as this could compromise the internal parts of your Hookah second stage. Be sure to rinse the inside of the Hookah second stage via the mouthpiece.

After rinsing, shake any residual water out of the Hookah second stage. Store in a cool, dry environment, out of direct sunlight

CAUTION: DO NOT store your Hookah second stage in a hot environment or near an electric motor, which produces ozone. Prolonged exposure to heat, ozone, chlorine fumes or ultraviolet rays can cause premature degradation of your Hookah second stage's soft parts and hose.

Dealer Inspection and Service

You must obtain factory authorized service from an XS Scuba Dealer at least once a year. Your Hookah second stage may require more frequent service depending on the amount of use it receives and the type of environmental conditions that it is subjected to.

If the Hookah second stage is used for commercial, rental or training purposes, it will require factory prescribed service every three to six months. Chlorinated swimming pool water is an especially damaging environment for scuba equipment, due to the high levels of chlorine and pH balancing chemicals that can cause certain components to rapidly deteriorate.

WARNING: Be sure to have your Hookah second stage serviced at least once a year by an XS Scuba Dealer. Your personal safety and the mechanical integrity of your Hookah second stage may depend on it.

Warranty

XS Scuba's Hookah second stages have a One Year Warranty against defects in material and workmanship.

This warranty is limited and subject to the following restrictions:

- The warranty is offered to the original owner only
- The regulator must have been purchased from an authorized XS Scuba dealer.
- This warranty does not cover normal wear.
- Some parts are subject to wear under minimal or normal use. O-rings, seats, diaphragms, valves, tie wraps, mouthpieces and hoses should be inspected for wear on a regular basis. Replacement of these items is usually necessitated based upon normal wear rather than defects.
- This warranty does not extend to damages caused by improper use, improper maintenance, neglect, unauthorized repairs, modifications, accidents, fire or casualties.
- Cosmetic damage, such as scratches dents or nicks, is not covered by this warranty.
- This warranty is limited to repair or replacement at the discretion of XS Scuba.

NOTE: All warranty transactions must be accompanied by proof of original purchase from an authorized XS Scuba dealer. Be sure to save your sales receipt along with proof of prior annual service.

XS SCUBA DISCLAIMS AND EXCLUDES ANY LIABILITY FOR INCIDENTAL OR CONSEQUENTIAL DAMAGES. Some states in the U.S, and some foreign countries do not allow exclusions or limitations of liability for incidental or consequential damages, so this may not apply to you.

www.XSscuba.com